

Your 2024 Score Report

Motus Holdings
CDP





Thank you for reporting to CDP in 2024.

Your 2024 CDP Score Report allows you to better understand your score, compare against industry and global averages, and visually indicate which categories may require further attention.

For further feedback options please contact your account manager or the CDP Help Centre.



About CDP

CDP is a global non-profit that for 25 years has run the world's environmental disclosure system for investors, companies, cities, states and regions.



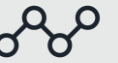
700+

investors, with
US\$142+ trillion
of assets



330+

Supply Chain Members
– including Microsoft,
Walmart, Unilever,
L'Oréal, Lego and more



24,800+

disclosing companies
worth 2/3rds of global
market capitalization
in 2024



130≈

corporate disclosers
were based in approx.
130 different countries
globally in 2024



Motus Holdings

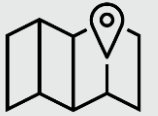
Region:

Africa



Country:

South Africa



Questionnaire:

General





Activity Group:


Trading, wholesale, distribution, rental & leasing



Motus Holdings

Your Company Score	 C	 B-
Activity group average	C	C
Regional average	C	B-
Global average	C	C



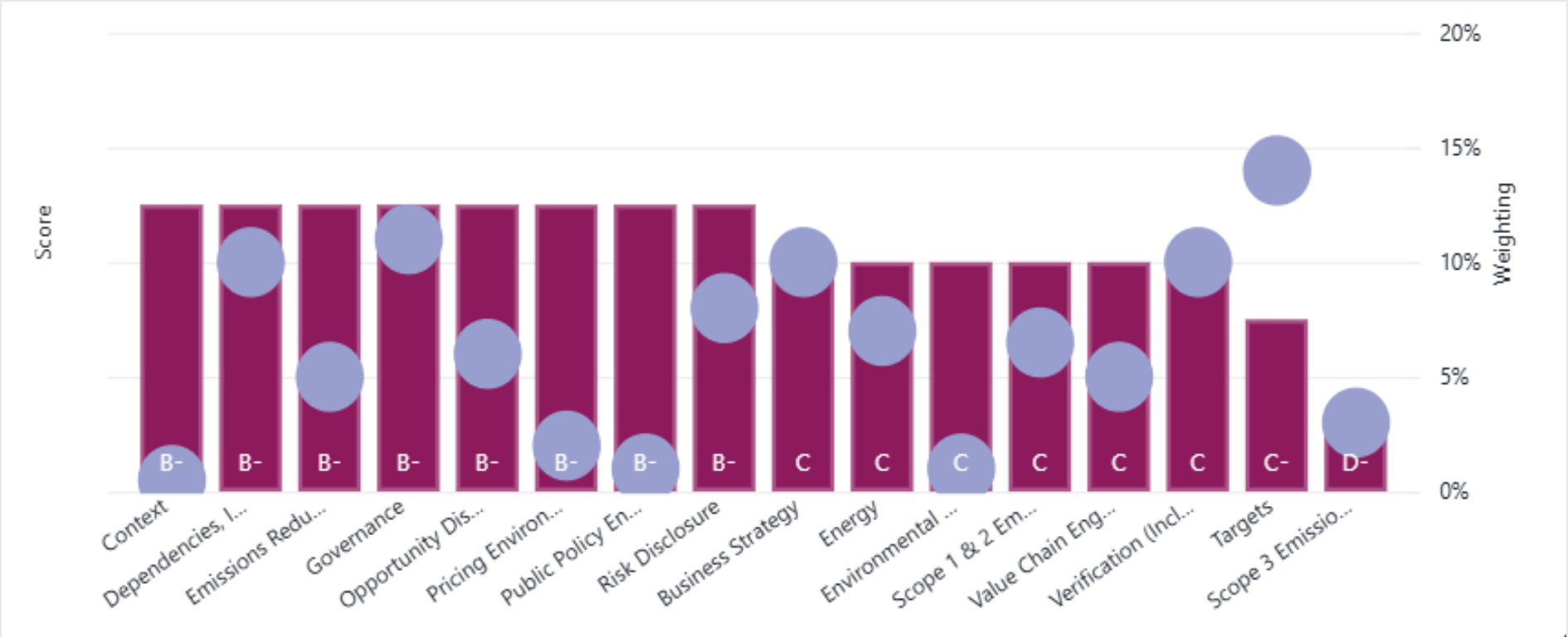


CDP recognizes that organizations operating in different primary sectors are affected by and manage environmental issues in alternate ways. To capture this sectoral specificity in the calculation of the final score, CDP utilizes a weighting system during the score calculation at Management and Leadership levels.

All scored questions in the questionnaire are allocated to a scoring category for each scored environmental issue area. The weighting of each category reflects its relative importance for the sector in the overall score.



2024 Climate Category Scores

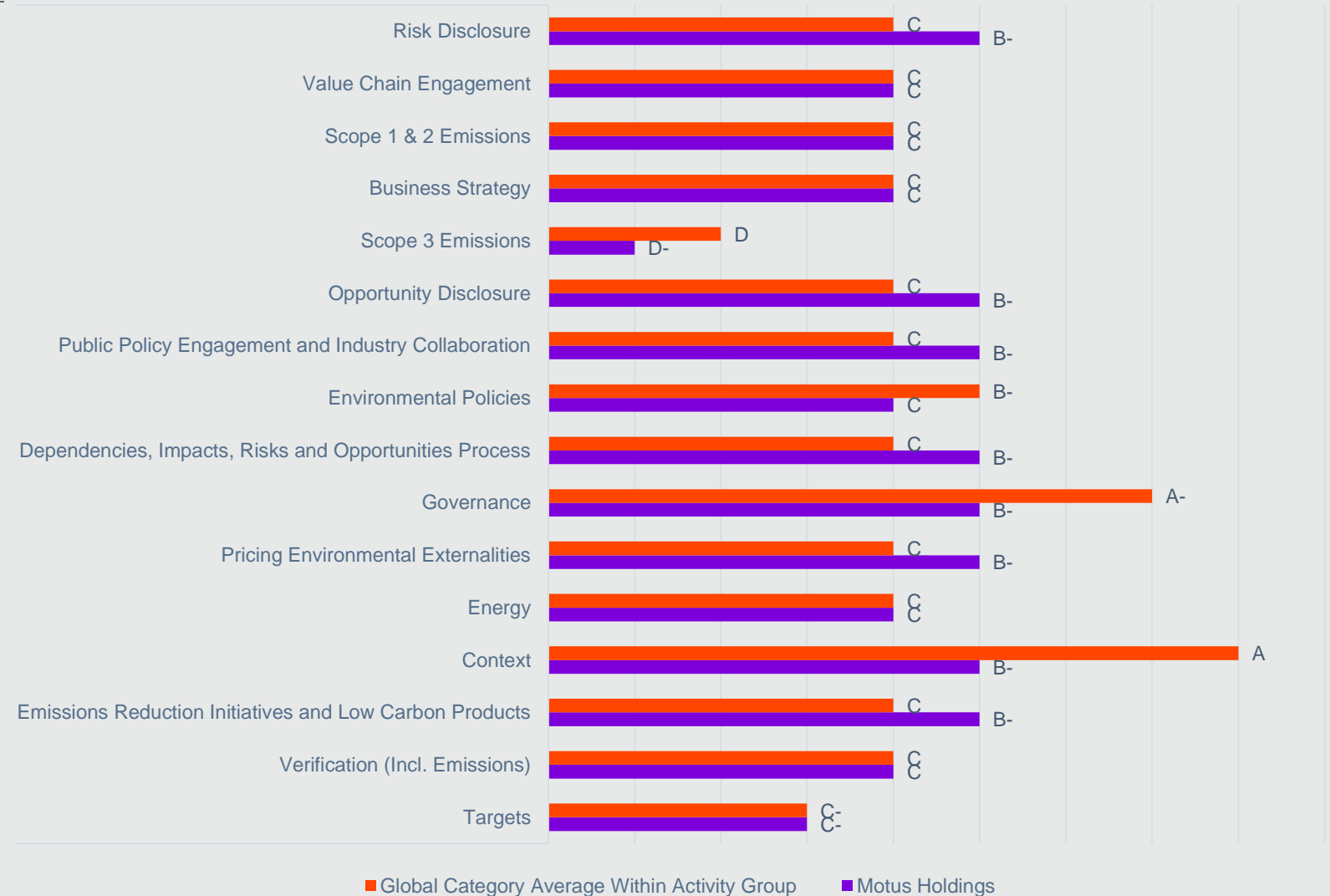


Category Weighting

Your performance

Activity Group Benchmarking Climate

Motus Holdings
Climate Category
Scores
benchmarked
against CDP Activity
Group averages



Spider Chart Climate

Motus Holdings
Climate Category
Scores
benchmarked
against CDP Activity
Group averages

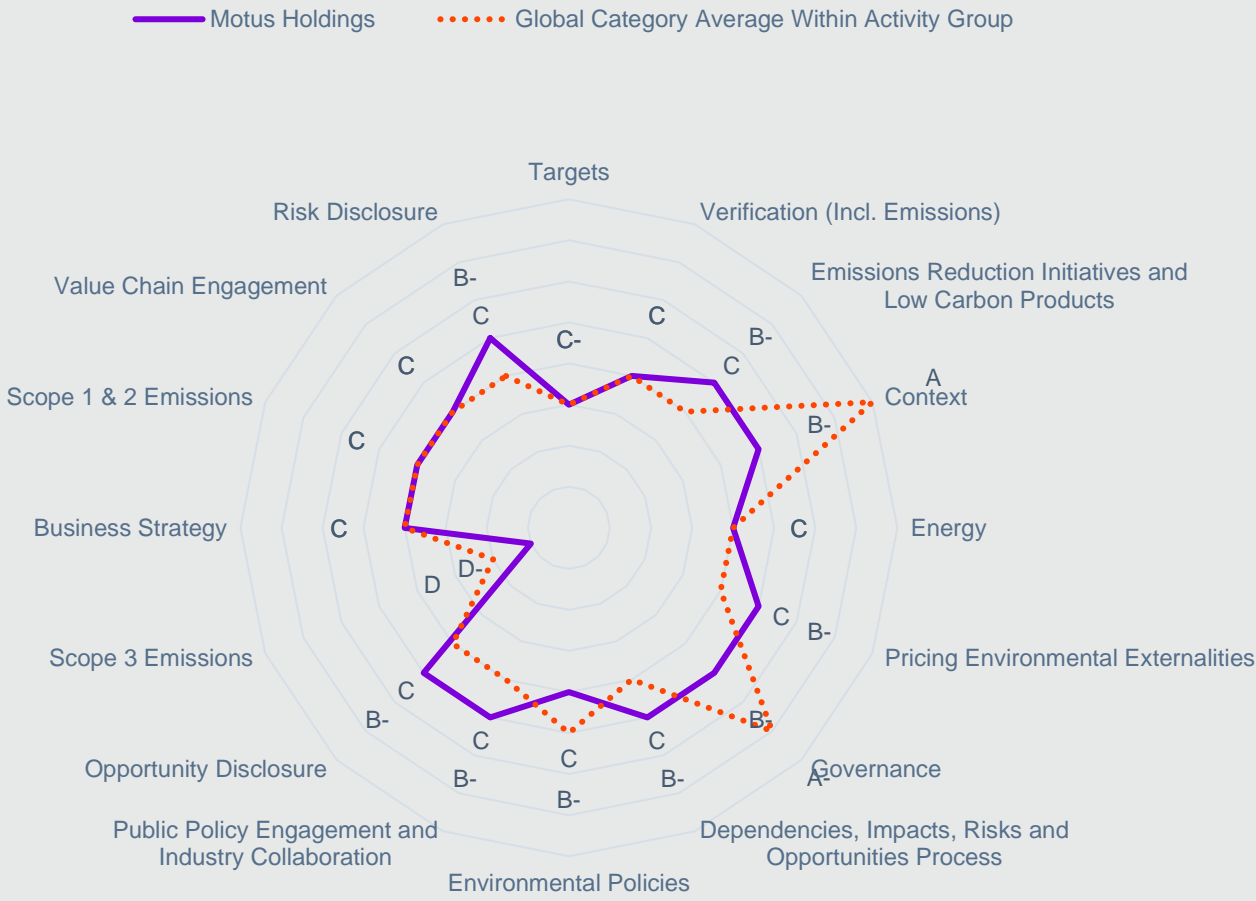
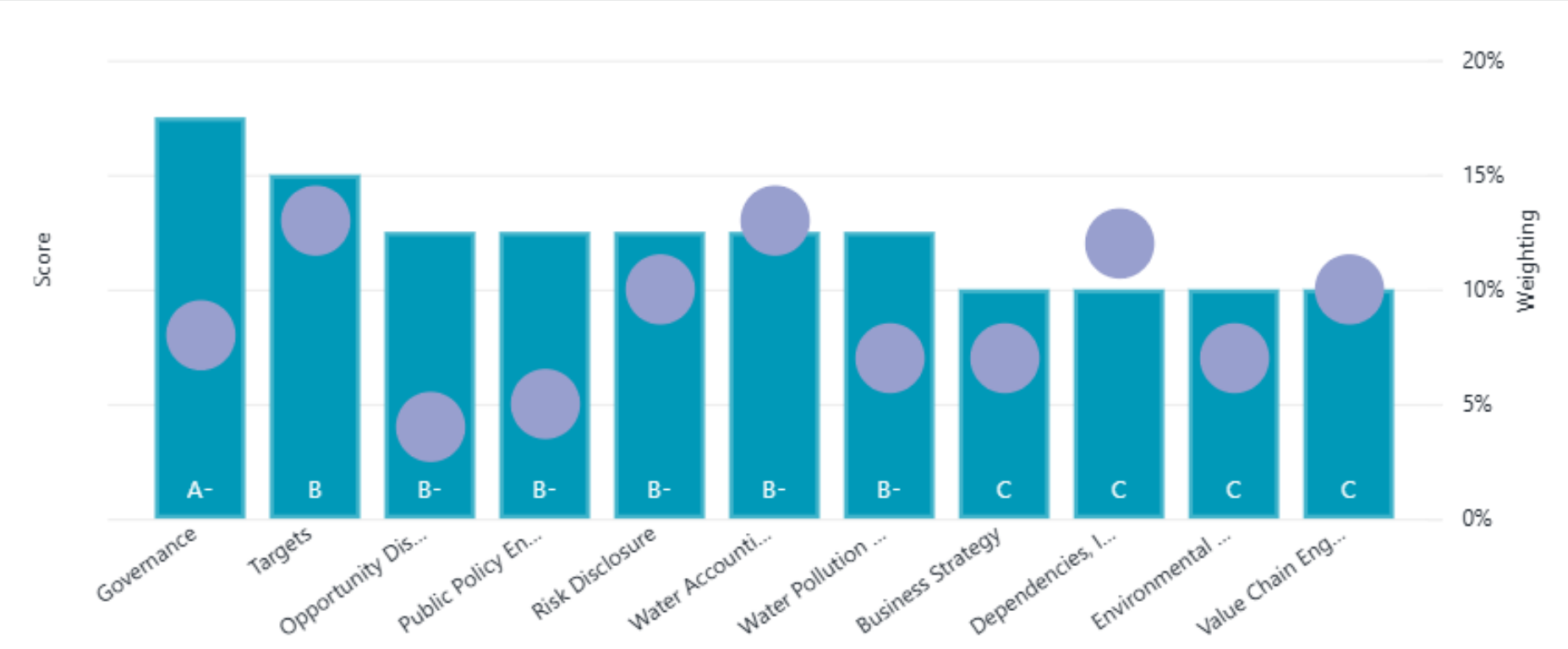



Table Overview Activity Group Benchmarking Climate



Category	Motus Holdings Score	Global Category Average Within Activity Group
Targets	C-	C-
Verification (Incl. Emissions)	C	C
Emissions Reduction Initiatives and Low Carbon Products	B-	C
Context	B-	A
Energy	C	C
Pricing Environmental Externalities	B-	C
Governance	B-	A-
Dependencies, Impacts, Risks and Opportunities Process	B-	C
Environmental Policies	C	B-
Public Policy Engagement and Industry Collaboration	B-	C
Opportunity Disclosure	B-	C
Scope 3 Emissions	D-	D
Business Strategy	C	C
Scope 1 & 2 Emissions	C	C
Value Chain Engagement	C	C
Risk Disclosure	B-	C
Targets	C-	C-

2024 Water Category Scores



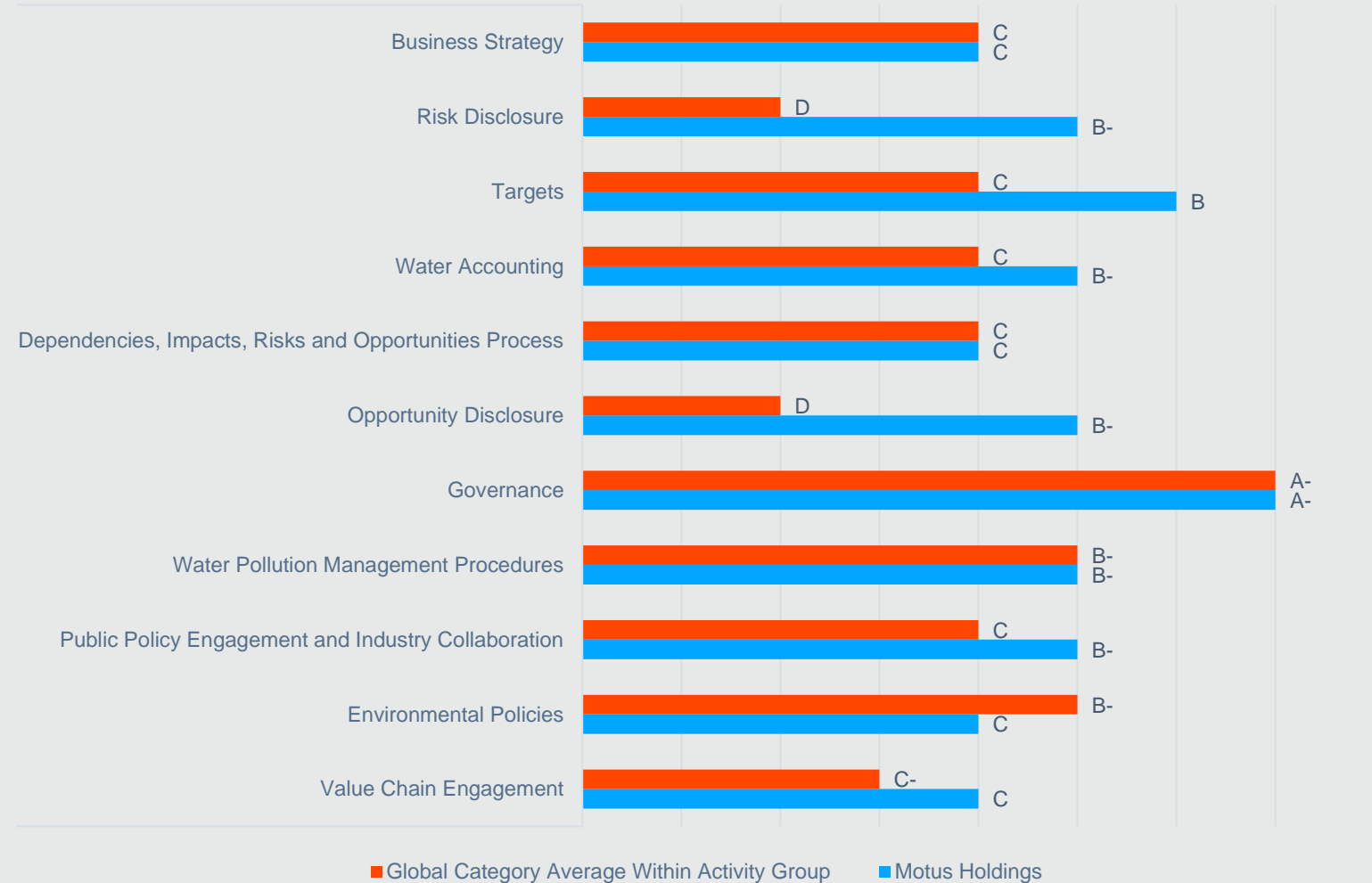
Category
Weighting



Your
performance

Activity Group Benchmarking Water

Motus Holdings
Water Category
Scores
benchmarked
against CDP Global
averages



Spider Chart Water

Motus Holdings
Water Category
Scores
benchmarked
against CDP Global
averages

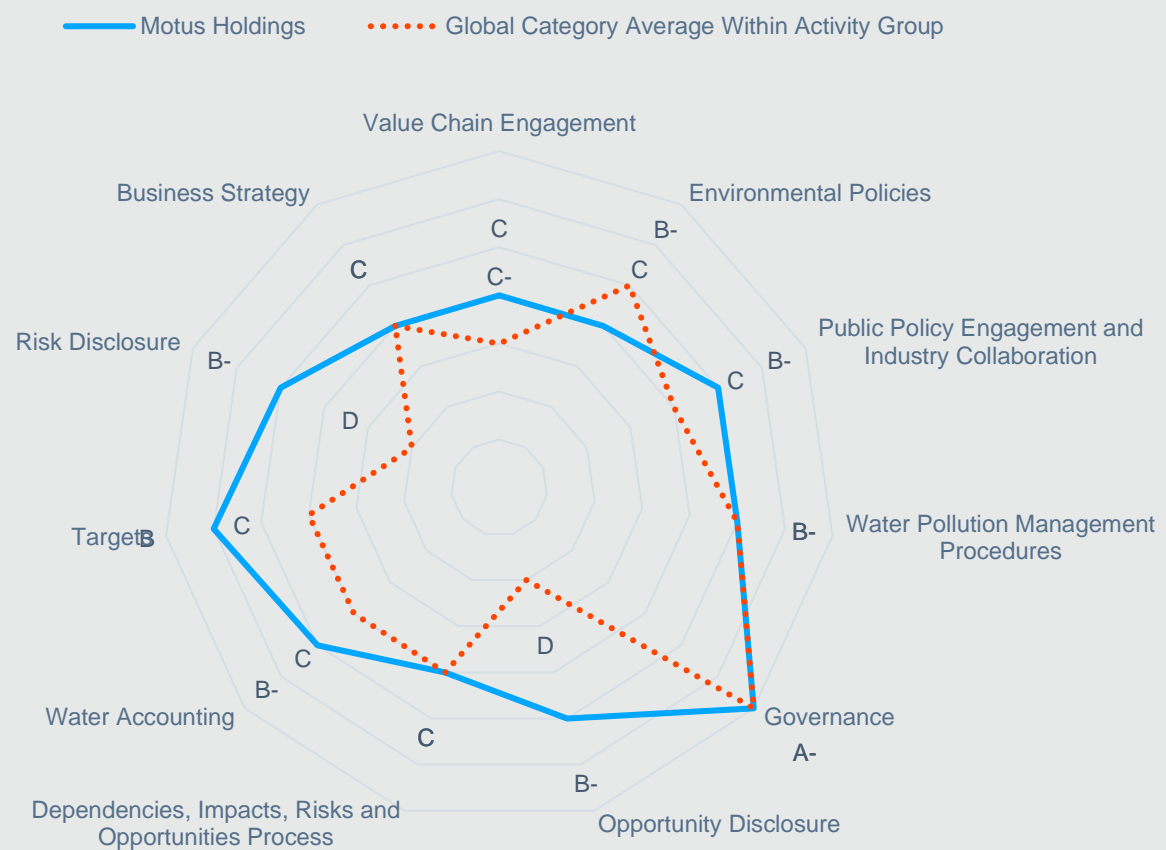



Table Overview Activity Group Benchmarking - Water



Category	Company Category Score	Global Category Average Within Activity Group
Value Chain Engagement	C	C-
Environmental Policies	C	B-
Public Policy Engagement and Industry Collaboration	B-	C
Water Pollution Management Procedures	B-	B-
Governance	A-	A-
Opportunity Disclosure	B-	D
Dependencies, Impacts, Risks and Opportunities Process	C	C
Water Accounting	B-	C
Targets	B	C
Risk Disclosure	B-	D
Business Strategy	C	C



Thank you for reporting to CDP!

Any questions please visit cdp.net

Connie.chandler@cdp.net

